

# Any Town School

Ohio | Department of Education

789 Main Street, Any Town, OH 12345-6789 – Any County

## 2011-2012 School Year Report Card


Current Administrator: Joe Doe (614) 000-0000

### Student Performance (Performance Index)

*How much are students in your school learning?*

This grade is an average of how well the students at your school did on Ohio's state tests.

Your school's student performance ranks xxxx out of xxxx public schools statewide.



see details on p. x

### School Contribution to Student Performance (Value-Added)

*How effective is your school in helping students learn?*

This grade shows how effective your school is at helping students achieve a year's worth of growth. It is calculated only for schools with students in grades 4-8.



see details on p. x

### School Performance (State Indicators Met)

*How well does your school do at meeting state expectations of school performance?*

This grade shows how well your school did on the criteria the Ohio Department of Education uses to evaluate schools, including test results, graduation rates and attendance.




see details on p. x

### School Performance Gap (Replaces AYP)

*How well does your school do at helping all students achieve, regardless of their backgrounds?*


This grade shows how well your school is doing in narrowing gaps in achievement among students according to socio-economic, racial, ethnic or disability status.



see details on p. x

## Your School's Overall Grade

This grade is calculated by averaging the grades earned in the four categories listed above. Schools are rated using a traditional A-F scale.




## Higher Standards Are Coming

In 2014-15, Ohio will begin using a new, more rigorous system for measuring how ready students are for careers and college. By raising our standards, we can help students improve and be better prepared for success. These scores below show the percentage of students who meet the current standard and how many are estimated to meet the new, higher standard.

Your school's current performance is the percentage of student scores that are *proficient* or better on state reading and math tests.



Your school's projected performance is the percentage of student scores that are *accelerated* or *advanced* on the current state reading and math tests.



Is Any Town School ready?

On the Web: [reportcard.ohio.gov](http://reportcard.ohio.gov)